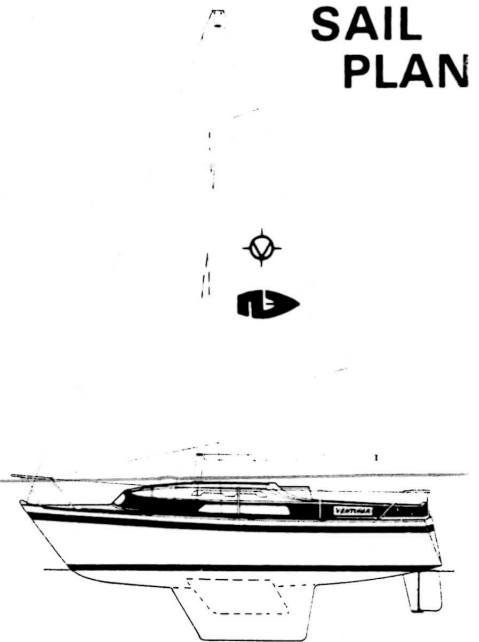
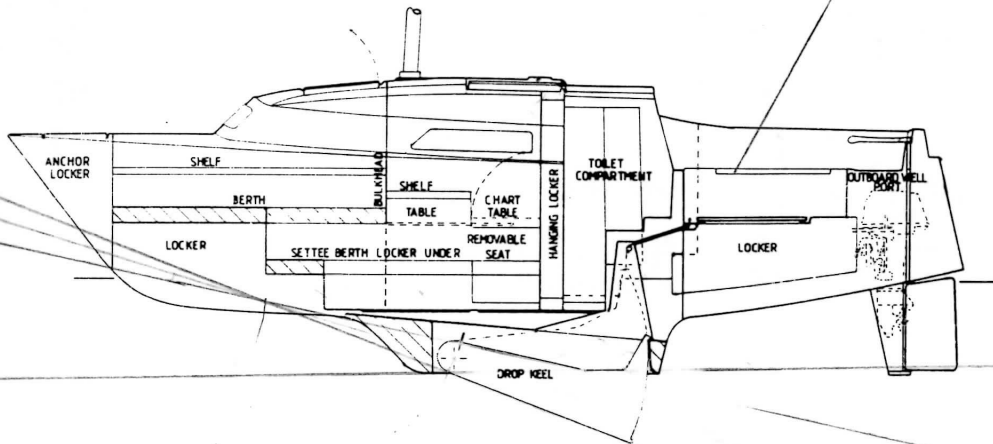
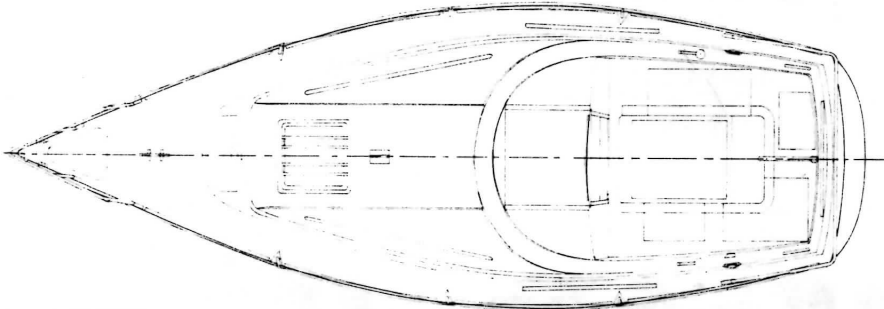


VENTURER CENTRE LINE SECTION (DROP KEEL VERSION)

SAIL PLAN



VENTURER DECK LAYOUT



SAIL DIMENSIONS

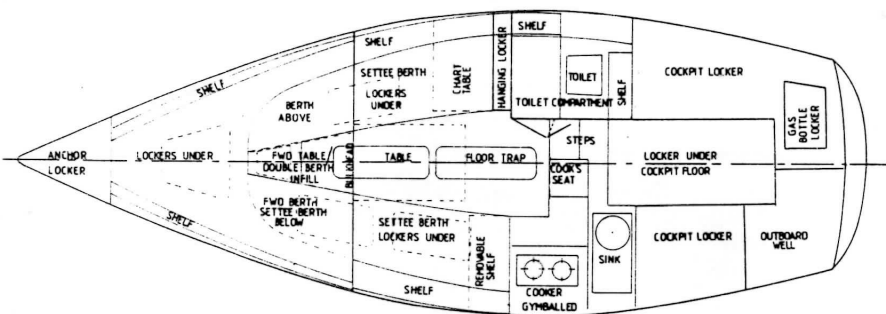
	Ft ²	m ²
Main Sail	101.25	9.41
Working Jib	107.00	9.95
Storm Jib	41.30	3.84
No. 1 Genoa	147.97	13.75
No. 2 Genoa	171.60	15.95
Spinnaker (Approx.)	356.00	33.94

PRINCIPAL DIMENSIONS

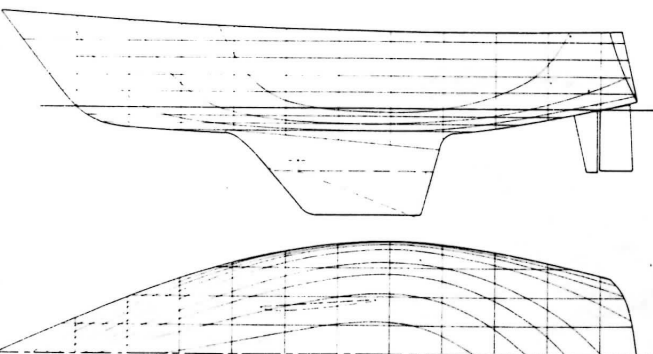
L.O.A.	22ft. (6.67m)
L.W.L.	18ft. 1 1/2 in. (5.50m)
Beam	7ft. 10 in. (2.37m)
Headroom	5ft. 3 in. (1.51m)
Draft - Fin Keel	3ft. 8 in. (1.1132m)
Draft - Bilge Keel	2ft. 3 in. (0.86m)
Draft - Lift Keel (keel down)	3ft. 9 in. (1.138m)
Draft - Lift Keel (keel up)	2ft. 2 in. (0.657m)
Displacement	2750 lbs. (1249 kg.)
Ballast Keel Weight	
Fin	1100 lbs. (499 kg.)
Bilge	1160 lbs. (526 kg.)
	(580 lbs. each)(263 kg. each)
Lifting	1165 lbs. (529 kg.)
Ballast Ratio	
Fin	40%
Bilge	42.2%
Lifting	42.4%
Engine	Outboard up to 9 hp Inboard up to 12 hp

VENTURER INTERIOR LAYOUT

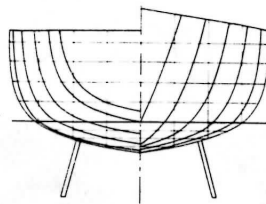
(N.B. 2 Berth version available)



LINE DRAWINGS



Fin and Lifting Keel available



SPECIFICATION (Standard)

Hull & Deck	Moulded in GRP in Lloyds approved factory.
Deck Lay Up	2250 g/m ² CSM + 1.2 mm Balsa reinforcing sandwich.
Hull Lay Up	2700 g/m ² CSM + 800 g/m ² roving reinforcing + 3150 g/m ² in way of keel.
Mast and Boom	Anodised alloy, stainless, nylon and alloy fittings, slab reefing for main with internal halliards, boom topping lift, spinnaker eye and burgee halliards.
Chain Plates	Solid stainless steel through bolted to internal plates plus ply pads.
Standard Rigging	Stainless steel 5 mm 1 x 19 wire with swagged eyes.
Running Rigging	Jib sheet, mainsheet, track and traveller with jamming block, three strand plaited and synthetic.
Deck Fittings	Forward cleat and fairleads, anchor well, bow roller, jib track. Bottom handle winches, turning blocks, clam cleats. Armoured glass forward hatch. Main hatch with garage and spray rail, 4 wood grab handles, 3 cockpit lockers, 6 mm perspex windows, 6 mm stainless steel rigging screws.
Cabin	4 berths, lockers under, cushion stops, shelf fronts, cooker space, wash bowl with work surface, toilet compartment, hanging locker.
Exterior timber	Selected oiled teak type.
Interior timber	Selected oiled teak type cappings and teak faced marine grade plywood to BS 1088 or similar.
Standard Colours	Hull — White, Pirate Red, Yellow, Oxford Blue, French Blue, Green. Superstructure — White, Light Grey, Ivory, window and sheer strake to suit.
Newbridge Boats Limited	Reserve the right to alter the standard specification without notice.

N.B. Bilge Keels are of modern assymmetric aerofoil design to maximise windward performance.

"VENTURER" IS AVAILABLE IN KIT FORM
IN OUR "KITCRAFT" PACKAGES