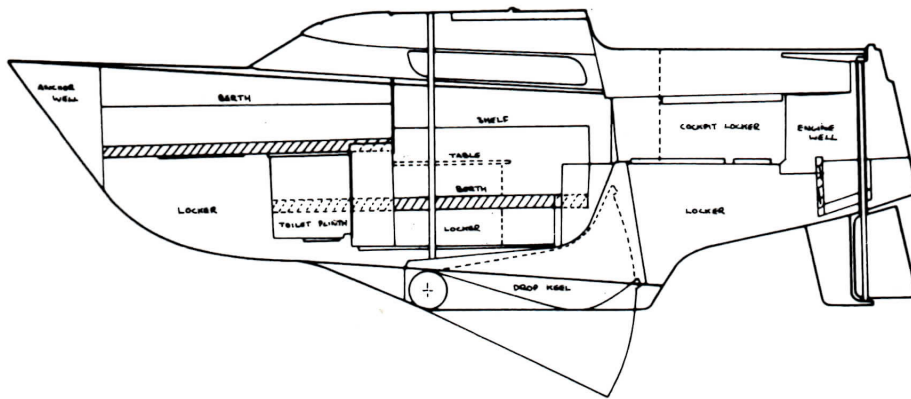
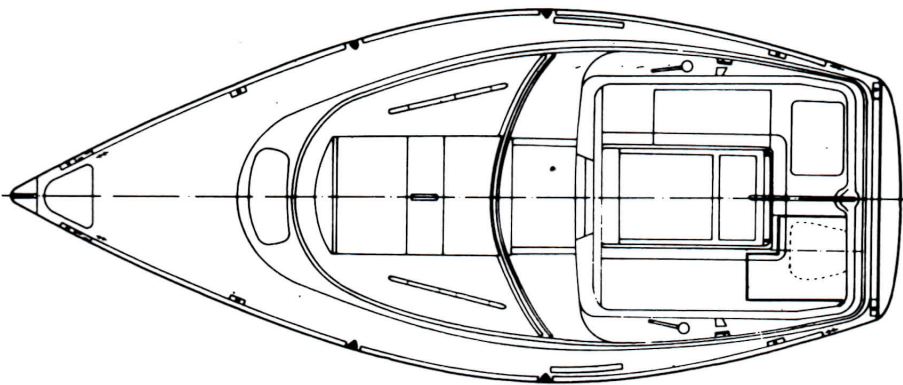


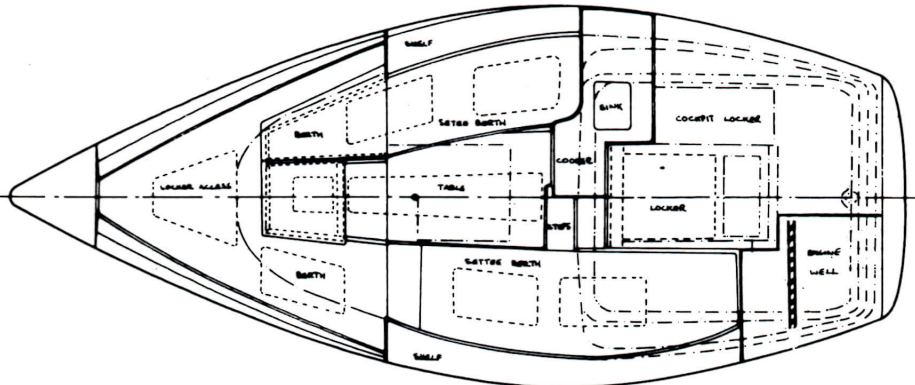
NAVIGATOR CENTRE LINE SECTION (DROP KEEL VERSION)



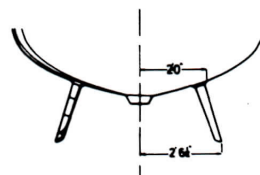
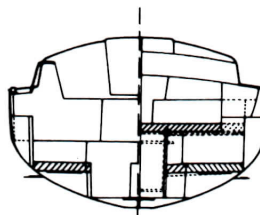
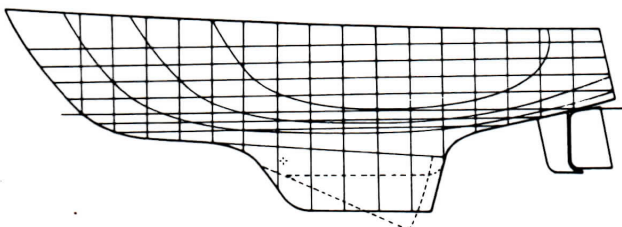
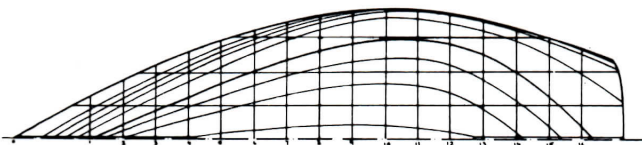
NAVIGATOR DECK LAYOUT



NAVIGATOR INTERIOR LAYOUT



LINE DRAWINGS



LIFTING KEEL
AVAILABLE

SAIL PLAN



SAIL DIMENSIONS

Main Sail	80 sq.ft. (7.5m ²)
Working Jib	90 sq.ft. (8.4m ²)
Storm Jib	45 sq.ft. (4.2m ²)
No. 1 Genoa	121 sq.ft. (11.3m ²)
No. 2 Genoa	135 sq.ft. (12.6m ²)
Spinnaker (Approx.)	315 sq.ft. (29.4m ²)

PRINCIPAL DIMENSIONS

L.O.A.	19 ft. (5.80m)
L.W.L.	14 ft. 7 in. (4.46m)
Beam	7 ft. 8 in. (2.34m)
Headroom	4 ft. 10 in. (1.48m)
Draft (Fin Keel)	3 ft. (0.92m)
(Bilge Keel)	2 ft. (0.61m)
(Lift Keel: Keel Down)	3 ft. 7 in. (1.09m)
(Keel Up)	1 ft. 11 in. (0.59m)
Displacement (Basic)	1950 lbs. (885.3ks)
Ballast Keel: Fin	795 lbs. (360.9ks)
Bilge	820 lbs. (372.3ks)
Ballast Ratio	41% (42% bilge)
Engine	Outboard up to 7.5 HP Inboard up to 12 HP

SPECIFICATION (Standard)

Hull & Deck	Moulded in GRP in Lloyds approved factory.
Deck Lay Up	1800 g/m ² CSM + 1.27 cm Balsa reinforcing sandwich.
Hull Lay Up	2250 g/m ² CSM + 800 g/m ² roving reinforcing + 2700 g/m ² in way of keel.
Mast and Boom	Anodised alloy, stainless, nylon and alloy fittings, slab reefing for main with internal halliards, boom topping lift, spinnaker eye and burgee halliards.
Chain Plates	Solid stainless steel, through bolted to internal plates.
Standing Rigging	Stainless steel 4mm 1 x 19 wire with swaged eyes.
Running Rigging	Jib sheet, mainsheet with jamming block, three strand plaited and synthetic.
Deck Fittings	2 forward cleats and fairleads, anchor well, stem head fitting, jib track, 60mm snubbing winches, turning blocks, clam cleats, hinged forward hatch, main hatch with garage and spray rail, 4 wood grab handles, cockpit lockers, 6mm perspex windows, 6mm stainless steel rigging screws.
Cabin	4 berths, lockers under, cushion stops, shelf fronts, cooker space, wash bowl with work surface, toilet space, steps hand rail.
Exterior timber	Selected oiled teak type.
Interior timber	Selected oiled teak type cappings and teak faced marine grade plywood to BS 1088 or similar.
Standard Colours	Hull — White, Pirate Red, Yellow, Oxford Blue, French Blue, Green. Superstructure — White, Light Grey, Ivory.
Newbridge Boats Limited	Reserve the right to alter the standard specification without notice.

AVAILABLE IN KIT FORM IN OUR
"KITCRAFT" PACKAGES